

BOOK TASTING TEACHER TIPS

PAGE	RESOURCE	HOW TO USE
8-9	Invites	Use to invite administrators, special guest readers, parents Print single sided or double sided (page 8 & 9)
10-15	Book Tasting Signs	Display the day before and the day of the event-choose color scheme
16-17	Menu	Print back to back and fold into a tri-fold
18-19	Placemats	Two versions: photos show page 16 backed on black construction paper, use 17 for students to show creativity
20	Name Tents	Print and fold in half to make a tent, write student names
21	Reservation List	When students walk in the door, confirm their reservation and give table number
22-23	Book Tasting Table Signs	Choose option to display at each table
24-31	Table Number Signs	Choose option to display at each table. Pages 26-29 are table tent signs, fold in half.
32	Reflection Napkin	Students reflect on their book tasting experience
33-34	Bookmarks	Students record book titles to read after event
*other file	Genre Posters	Two versions: one b/w and one color

BOOK TASTING TEACHER TIPS

I plan to hold this event 2-3 times a year to introduce my students to new genres and book choices. This would be a great evening event to share with parents too.

Included in this resource: placemats, reflection napkins, bookmarks, genre signs with definitions, event signs, table signs, name tents, teacher directions, pages of photos in action.

**Choose the style and items you'd like printed, many of the resources have two options. Posters (other file in the zip file) have a black and white option that can be printed on colored paper or a color version.

Prepping for the event:

1. Decide how many tables you want to set up (that's how many different genres will be featured). Decision may be based on book availability (classroom library and media center).
***(5 tables/genres are shown in photos)
2. Select 10-15 books to feature for each genre. I placed mine on a serving tray in the center of the table.
3. Decorate room for book tasting. Post signs day before to excite students! I didn't tell them what the event was about, I just posted the sign to pique their curiosity!
4. Students start at one genre table and rotate through all tables during the event. Give them about 5-6 minutes to read the first few pages of the book selected. *Book selection should be quick, remind them they are just "tasting," they are not committed to finish the book. This will ease any "fears" of not selecting the perfect book or being stuck with a book they don't like.
5. Students complete the genre or book type, title, and describe the cover.

BOOK TASTING TEACHER TIPS

6. After students read for about 5 minutes, they complete the questions about their book. (what they thought about the book, author's hook, would they read the book, and rating). Rating can be discussed whole class or students can decide individually (1-10, 5 stars, A-F, etc.)
7. Students share their thoughts and feelings about their book at their table group. This allows them to elaborate their thinking and introduce their book to others, possibly interesting other students to more books.
8. To rotate, I ring the service bell and they move to the next table. Same process with all five tables: choose a book, answer the first questions, read, complete questions, share and discuss.
9. After the book tasting experience, students reflect on their reflection napkins. *I served light refreshments during this time.

Bookmarks can be completed with their future must read books they were introduced to at the book tasting. They may be titles from their menu or another group member's sharing of a book.

Included in the genre signs/definitions is also graphic novels and books in a series (these are not genres, but types of books). I included these to introduce my students to a different format of book and to possibly hook them on a series.

After using the placemat as part of your book tasting event to "taste" books, students could fill in words, phrases, quotes from books, etc. to represent their experience.

*An additional placemat "Book Tasting Graffiti" is included if you'd like to use separate from the regular placemat.

BOOK TASTING PHOTO TIPS





Pique their curiosity with signs!



Reservation list for table seating.



Tables set with table cards, platter of books, candles, genre and book tasting signs, placemats, name tents, and menus.



Students respond after reading for a few minutes on their menus.

BOOK TASTING PHOTO TIPS



After students get a “taste” of their book, they share with their group members.



Book tasting and genre signs held up with table sign holders (wedding section of stores). Signs could also be used in a table top frame (clear acrylic) or simply lay on the tables.



I served some cookies and punch after they rotated through all five genre tables. They ate while completing their reflection napkin.

BOOK TASTING TEACHER TIPS

To enhance the experience of the book tasting event you can include:

- tablecloths (dollar tree has red/white checked and other plastic tablecloths)
- serving tray to hold books (serves as a centerpiece)
- tea light holders/candle holders with battery operated lights
- bell to ring to rotate tables
- chef's hat and/or apron to "serve" books
- Café' style music playing <https://www.youtube.com/watch?v=K2Q6Y03Ez44>
<https://www.youtube.com/watch?v=hFZPqpy36w>
- serve snacks & light refreshments (optional)



BOOK
tasting

**YOU'RE
INVITED!**

BOOK
tasting

**YOU'RE
INVITED!**

BOOK
tasting

**YOU'RE
INVITED!**

BOOK
tasting

**YOU'RE
INVITED!**

**YOU'RE INVITED TO JOIN US FOR A
BOOK TASTING!**

WE'LL BE "TASTING" NEW BOOK GENRES,
BOOK AUTHORS, AND BOOK TYPES TO
EXPAND OUR READING INTERESTS!

WHEN:

WHERE:

PLEASE R.S.V.P. BY _____

**YOU'RE INVITED TO JOIN US FOR A
BOOK TASTING!**

WE'LL BE "TASTING" NEW BOOK GENRES,
BOOK AUTHORS, AND BOOK TYPES TO
EXPAND OUR READING INTERESTS!

WHEN:

WHERE:

PLEASE R.S.V.P. BY _____

**YOU'RE INVITED TO JOIN US FOR A
BOOK TASTING!**

WE'LL BE "TASTING" NEW BOOK GENRES,
BOOK AUTHORS, AND BOOK TYPES TO
EXPAND OUR READING INTERESTS!

WHEN:

WHERE:

PLEASE R.S.V.P. BY _____

**YOU'RE INVITED TO JOIN US FOR A
BOOK TASTING!**

WE'LL BE "TASTING" NEW BOOK GENRES,
BOOK AUTHORS, AND BOOK TYPES TO
EXPAND OUR READING INTERESTS!

WHEN:

WHERE:

PLEASE R.S.V.P. BY _____

BOOK

tasting

TODAY!

BOOK
tasting

TOMORROW!

BOOK
tasting

**RESERVATION
ONLY!**

BOOK
tasting

TOMORROW!

BOO!

tasting

TODAY!

BOOK
tasting

**RESERVATION
ONLY!**

Rating

Genre/Book Type:

Book Title:

What do you think of the cover?

After reading a few pages, what do you think of the book?

What did the author do to hook or interest you in the book?

Would you read this book?

Rating

Genre/Book Type:


Book Title:

What do you think of the cover?

After reading a few pages, what do you think of the book?

What did the author do to hook or interest you in the book?

Would you read this book?



BOOK TASTING



NAME _____

Rating

Genre/Book Type:

Book Title: _____

What do you think of the cover?

After reading a few pages, what do you think of the book? _____

What did the author do to hook or interest you in the book? _____

Would you read this book? _____

Rating

Genre/Book Type:

Book Title: _____

What do you think of the cover?

After reading a few pages, what do you think of the book? _____

What did the author do to hook or interest you in the book? _____

Would you read this book? _____

Rating

Genre/Book Type:

Book Title: _____


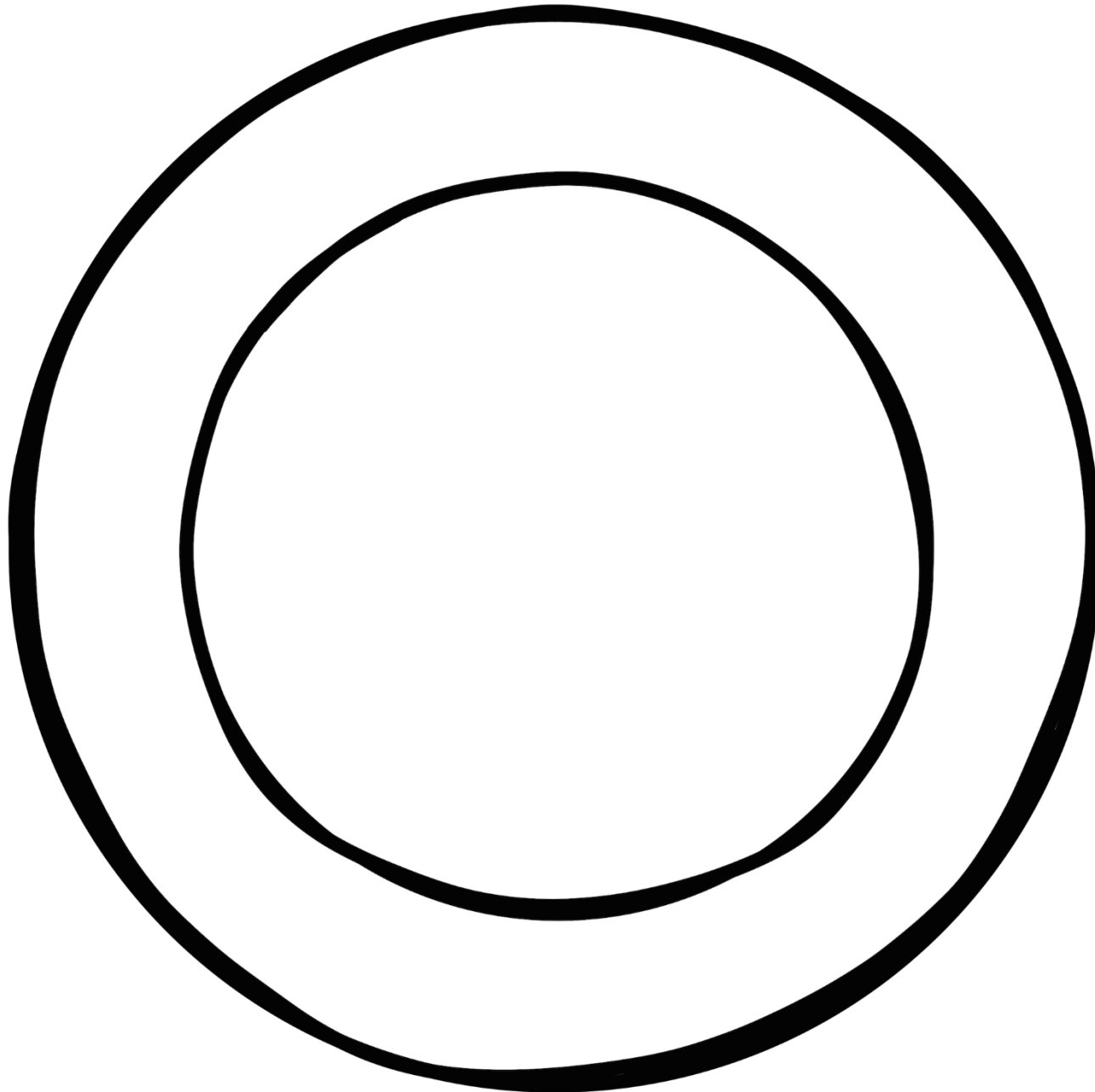
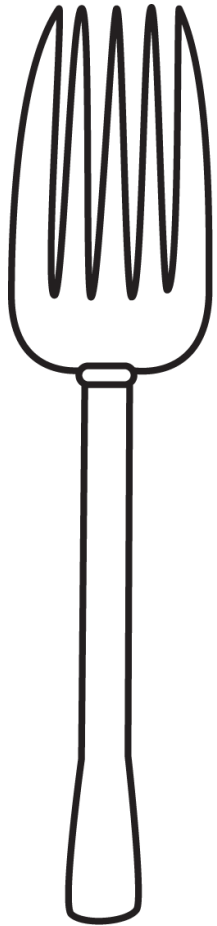
What do you think of the cover?


After reading a few pages, what do you think of the book? _____

What did the author do to hook or interest you in the book? _____

Would you read this book? _____

Book Tasting Graffiti





Book Tasting

Book Tasting

Book Tasting

Head Over Heels For Teaching

Book Tasting

Book Tasting

Book Tasting

Head Over Heels For Teaching

Book Tasting

Book Tasting

Book Tasting

Reservations

STUDENT	TABLE

BOOK
TASTING

BOOK
TASTING

BOOK
TASTING

BOOK
TASTING

TABLE

1

TABLE

2

T
A
B
L
E

3

T
A
B
L
E

4

T
A
B
L
E

5

T
A
B
L
E

6

T
A
B
L
E

7

T
A
B
L
E

8



TABLE
ONE



TABLE
TWO

A black sign with a white border and a decorative, wavy shape. The text "TABLE THREE" is written in white, uppercase, sans-serif font.

TABLE
THREE

A black sign with a white border and a decorative, wavy shape. The text "TABLE FOUR" is written in white, uppercase, sans-serif font.

TABLE
FOUR



TABLE
FIVE



TABLE
SIX

TABLE
SEVEN

TABLE
EIGHT

SOME QUESTIONS TO THINK ABOUT...

What did you enjoy about the book tasting? Did you like books you didn't expect to like? What was surprising or interesting to you? How did you like being introduced to new books?

REFLECTION

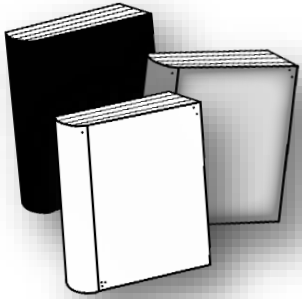
NAME _____

SOME QUESTIONS TO THINK ABOUT...

What did you enjoy about the book tasting? Did you like books you didn't expect to like? What was surprising or interesting to you? How did you like being introduced to new books?

REFLECTION

NAME _____



MUST READS:

TITLE:

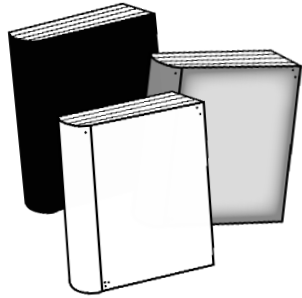
AUTHOR:

TITLE:

AUTHOR:

TITLE:

AUTHOR:



MUST READS:

TITLE:

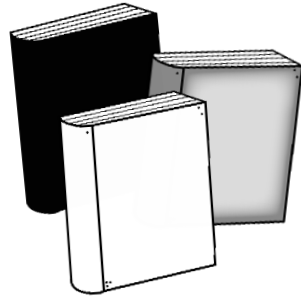
AUTHOR:

TITLE:

AUTHOR:

TITLE:

AUTHOR:



MUST READS:

TITLE:

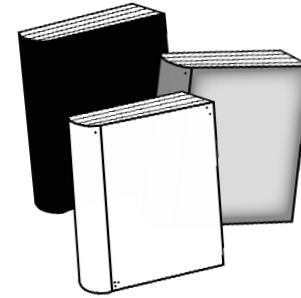
AUTHOR:

TITLE:

AUTHOR:

TITLE:

AUTHOR:



MUST READS:

TITLE:

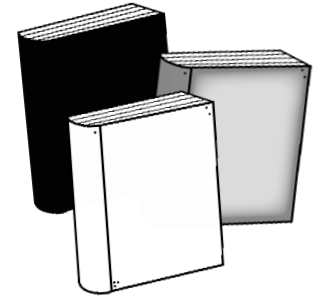
AUTHOR:

TITLE:

AUTHOR:

TITLE:

AUTHOR:



MUST READS:

TITLE:

AUTHOR:

TITLE:

AUTHOR:

TITLE:

AUTHOR:

**DON'T
FORGET
THESE
TITLES!**

TITLE:

AUTHOR:

TITLE:

AUTHOR:

TITLE:

AUTHOR:

**DON'T
FORGET
THESE
TITLES!**

TITLE:

AUTHOR:

TITLE:

AUTHOR:

TITLE:

AUTHOR:

**DON'T
FORGET
THESE
TITLES!**

TITLE:

AUTHOR:

TITLE:

AUTHOR:

TITLE:

AUTHOR:

**DON'T
FORGET
THESE
TITLES!**

TITLE:

AUTHOR:

TITLE:

AUTHOR:

TITLE:

AUTHOR:

**DON'T
FORGET
THESE
TITLES!**

TITLE:

AUTHOR:

TITLE:

AUTHOR:

TITLE:

AUTHOR:

You may also like these products, click the image.

Perfect for small group, whole group, or independently!

12 Reading Comprehension Posters For Display (2 sizes)

Graphic Organizers

Interactive Reading Key Rings

An Interactive Reading Tool To Be Used ALL YEAR!

by Head Over Heels For Teaching

CLOSE READING with music

YEAR LONG BUNDLE!

36 WEEKS, 36 SONGS

36 QUESTION SETS WITH ANSWER KEYS

ENGAGE YOUR STUDENTS SO THEY ENJOY CLOSE READING!

BY HEAD OVER HEELS FOR TEACHING

THEME BULLETIN BOARD ANCHOR CHARTS GRAPHIC ORGANIZERS

WHAT'S INCLUDED:

- 16 common book theme posters
- 3 styles of posters (2 color and 5/W)
- 3 header posters
- 8 graphic organizers
- 16 anchor charts to complete whole class

Head Over Heels For Teaching

Guided Reading

Teacher Questioning: Before, During & After

72 Questions for Fiction & Non-Fiction

Teacher ring makes guided reading EASY to ask questions! OR make this mini chart to display directions & photos included!

by Head Over Heels For Teaching

Common Core Aligned

Reading Response Menus BUNDLE! Fiction & Non-Fiction

Student Samples & Photos Included!

Reading Response Menu for Non-Fiction

Reading Response Menu

Head Over Heels For Teaching

Citing Evidence Posters Bulletin Board, Blackline Masters and Key Ring Example

Prove It!! Cite Your Evidence!

Head Over Heels For Teaching

Head Over Heels For Teaching

BUNDLE of Reading Wreaths!

Use with ANY TEXT Fiction or Non-Fiction

8 Wreaths:

- Christmas
- Valentine's Day
- Winter
- Spring
- Easter
- Summer
- Back to School
- Fall

Perfect alternative to a boring book report!

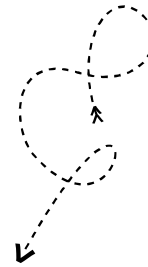
by Head Over Heels For Teaching

Reading Non-fiction

With Post-Its

by Head Over Heels For Teaching

The post-it bookmark is from Reading With Post-Its II.



INDEPENDENT READING CONFERENCES

RESOURCE INCLUDES:

- 16 DIFFERENT TEMPLATES OF QUESTIONS TO ASK YOUR STUDENTS WHILE CONFERRING TO INDIVIDUALIZE YOUR INSTRUCTION
- 8 PAGES OF "HOW TO" CONFERENCE
- CALENDAR PLANNING PAGES
- STUDENT TRACKING SHEET
- PHOTOS/EXAMPLES
- BINDER COVERS

HEAD OVER HEELS FOR TEACHING

DIFFERENTIATED Graphic Organizers

USE WITH ANY TEXT - LITERATURE & INFORMATIONAL INCLUDED

TEACH THE SAME SKILL TO YOUR WHOLE CLASS AND DIFFERENTIATE FOR STUDENTS OF DIFFERENT ABILITIES

3 LEVELS

16 GRAPHIC ORGANIZERS - 48 TOTAL
(TEACH AT INTRODUCTORY, INTERMEDIATE AND ADVANCED LEVELS)
by Head Over Heels For Teaching

Reading With Post-Its II

Templates to hold your students' thinking.

by Head Over Heels For Teaching

The ULTIMATE RESPONSE to READING BUNDLE

BEFORE, DURING, AND AFTER ACTIVITIES FOR ANY FICTION TEXT THAT WILL EXCITE YOUR STUDENTS!

BEFORE	DURING	AFTER
5 ACTIVITIES	17 ACTIVITIES	39 ACTIVITIES

GRADES 3-6
HEAD OVER HEELS FOR TEACHING

Vocabulary Bundle: Year-long Program!

GRADES 4-6

WHAT'S INCLUDED:

- 200 VOCABULARY WORD CARDS (40 WEEKS)
- ASSESSMENTS
- GRAPHIC ORGANIZERS
- HANDS-ON ACTIVITIES
- FLIPPABLES
- PHOTOS/SAMPLES
- TEACHING IDEAS
- BULLETIN BOARD HEADERS
- PARENT LETTER
- WORD LISTS
- WEBSTORIES

VOCABULARY WORDS, GRAPHIC ORGANIZERS, HANDS-ON ACTIVITIES, ASSESSMENTS QUICK CHECKS

Head Over Heels for Teaching

BOOK CHARACTER Awards

CELEBRATE ALL THE BOOK CHARACTERS YOU'VE MET!

AWARDS, TROPHIES, TRACKING SHEETS, WRITING ASSIGNMENTS, DECORATIONS

HEAD OVER HEELS FOR TEACHING

INTERACTIVE CHARACTER ANALYSIS POSTERS

RESOURCE INCLUDES:

- 50 POSTERS
- 50 GRAPHIC ORGANIZERS
- STUDENT TRACKING SHEETS

BY HEAD OVER HEELS FOR TEACHING

CHARACTER Memory Book

STUDENTS CREATIVELY TAKE ON THE ROLE OF A CHARACTER

GRADES 3-6

HEAD OVER HEELS FOR TEACHING

Thank You & Shout Outs!


THANKS SO MUCH!! I appreciate your feedback, purchase, and support! If you find any errors, please notify me, and I will correct them immediately. E-mail me at headoverheelsforteaching@gmail.com.

**This product is for single classroom use only please.


Enjoy!
~Joanne



AWESOME FONTS , CLIPART & PAPER:



Click to Connect



Terms of Use

Please DO:

- *Use this product with your students in your class or for your own personal use.
- *Buy additional licenses for others to use this product at 50% off by visiting your TPT "My Purchases" page.
- *Review this product to recommend that others buy it by providing a direct link to Joanne Miller's store or product.

Please DO NOT:

- *Give this item to others without the purchase of an additional license for them (this includes emailing, printing copies, or sharing through a website, cloud, or network).
- *Copy or modify any part of this document to offer others for free or for sale.