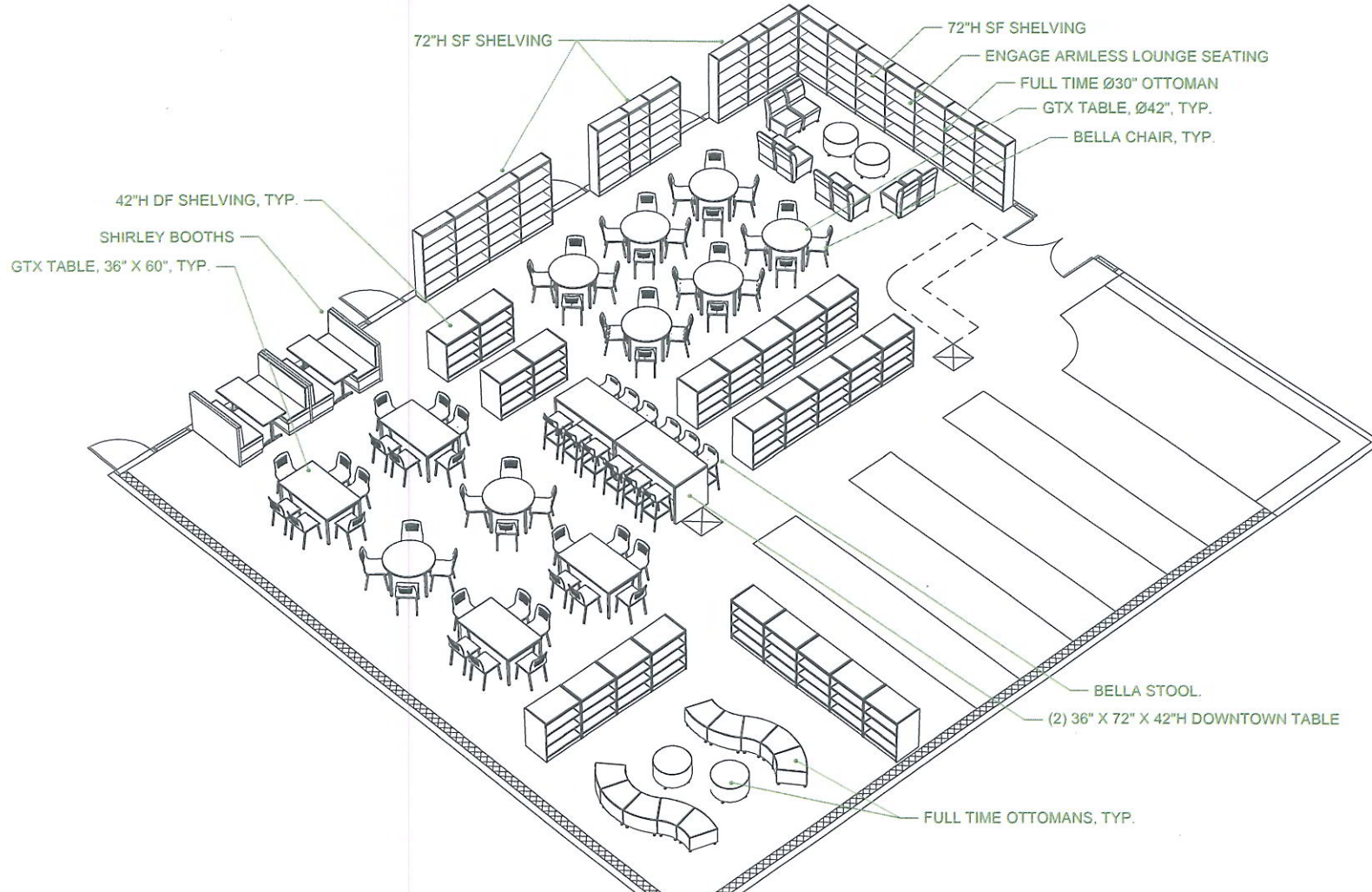


FURNISHING LAYOUT - PERSPECTIVE VIEW

THIS IS A CONCEPTUAL RENDERING OF A PROPOSED DESIGN. WHILE DRAWN AS ACCURATELY AS POSSIBLE, FINAL PRODUCTION DETAIL MAY DIFFER.

WHEN ORDERING OR REQUESTING A QUOTE BASED ON THIS DRAWING, YOU MUST INCLUDE: PROJECT NAME, DEALER AND REP NAME, DATE AND MOST CURRENT REVISION NUMBER.



DEVIATIONS FROM STANDARD

REV	DATE	BY	DESCRIPTION	NOTES
0	4/23/2015	DPG	ORIGINAL VERSION	
PROJECT NAME: HARVARD JHS				SHEET 3 OF 4
DEALER: LOWERY MCDONNELL				
REP: RICHARD SILVERMAN				
DATE: APRIL 23, 2015				
DRAWN BY: DPG		SCALE:		


I:\Pending Orders\Lowery McDonnell\Harvard JHS\2015-4-13 rev0\Harvard JHS rev0.dwg, 4/24/2015 12:46:38 PM, DWG to PDF.pc3

FURNISHING PLAN

THIS IS A CONCEPTUAL RENDERING OF A PROPOSED DESIGN. WHILE DRAWN AS ACCURATELY AS POSSIBLE, FINAL PRODUCTION DETAIL MAY DIFFER.

WHEN ORDERING OR REQUESTING A QUOTE BASED ON THIS DRAWING, YOU MUST INCLUDE: PROJECT NAME, DEALER AND REP NAME, DATE AND MOST CURRENT REVISION NUMBER.

QTY	PN	DESCRIPTION	LFEA	(36") SHELVES EA	TOTAL SHELVES
23	21-4224-MOB	Bookmark D/F Starter, mobile, 42" H x 37"W x 24" D	18	6	138
9	21-7212	Bookmark S/F Starter 72"H x 37"W x 12"D	15	5	45
6	21-7212A	Bookmark S/F Adder 72"H x 36"W x 12"D	15	5	30
2	21-7212A-24	Bookmark S/F Adder 72"H x 24"W x 12"D	12.5	4.2	8.4
56	BE-19L	Bella chair, HPL shell, 21"D x 17"W x 18.5"H Seat 34"H overall			
12	BES-31L	Bella stool, HPL shell, 21"D x 17"W x 31"H seat, 39"H overall			
2	DT20-C2460-29	Derby 20"T-base, 3mm PVC edge, 24"D x 60"W x 29"H			
2	DT-A3672-42	Downtown table, HPL edge, 36"D x 72"W x 42"H			
8	ENA-2029-4C	Engage Lounge seat, 20"W, armless, with casters			
10	FTC-30	Fulltime ottoman, 30" curve x 18"H			
4	FTD-30	Fulltime ottoman, 30" diam. x 18"H			
8	GTX-_0042	GTX Table, 42" Diam. x 29"H			
4	GTX-_3660	GTX table, 36" x 60" x 29"			
1	SBD-2460-LX	Shirley booth, double, low back, 60"W - specify mtl and replace "X" in PN			
2	SBS-2460-LX	Shirley booth, low back, 60"W - specify mtl and replace "X" in PN			
TOTAL (36") SHELVES:					221.4



SCALE: 1/8"=1'




DEVIATIONS FROM STANDARD:

PROJECT NAME:	REV	DATE	BY	DESCRIPTION	NOTES:
HARVARD JHS	0	4/23/2015	DPG	ORIGINAL VERSION	
DEALER: LOWERY MCDONNELL					
REP: RICHARD SILVERMAN					
DATE: APRIL 23, 2015					
DRAWN BY: DPG					
SCALE:					

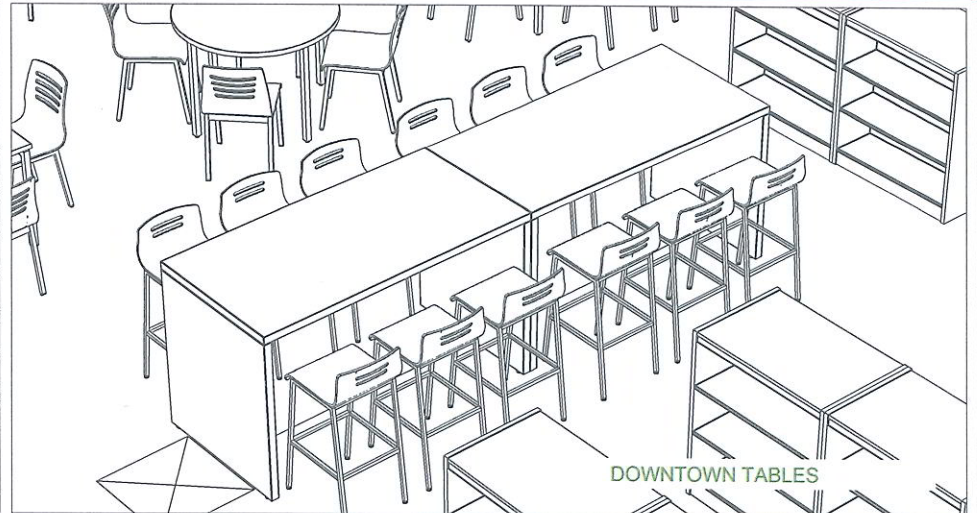
FURNISHING LAYOUT - PERSPECTIVE VIEW

THIS IS A CONCEPTUAL RENDERING OF A PROPOSED DESIGN. WHILE DRAWN AS ACCURATELY AS POSSIBLE, FINAL PRODUCTION DETAIL MAY DIFFER.

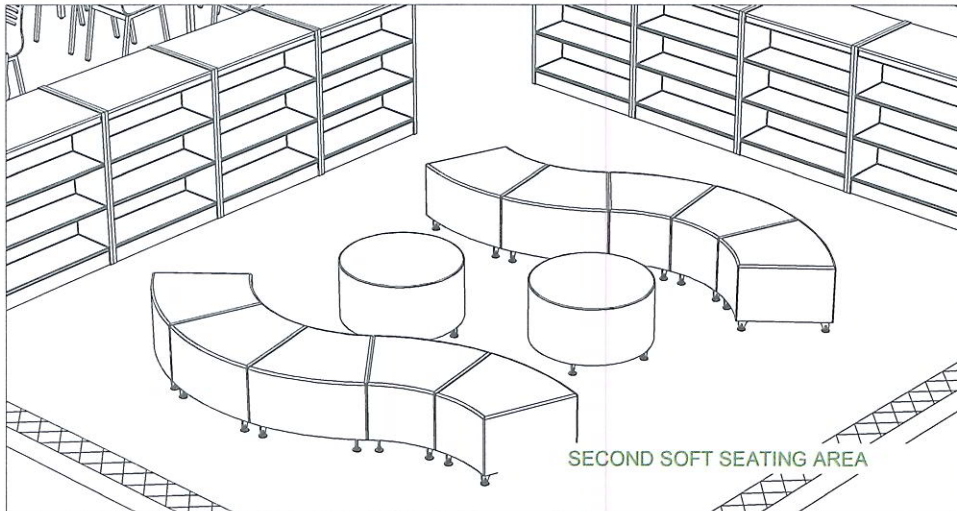
WHEN ORDERING OR REQUESTING A QUOTE BASED ON THIS DRAWING, YOU MUST INCLUDE: PROJECT NAME, DEALER AND REP NAME, DATE AND MOST CURRENT REVISION NUMBER.




SOFT SEATING AREA NEAR MAIN ENTRY



DOWNTOWN TABLES



SECOND SOFT SEATING AREA



SHIRLEY BOOTHS, GTX TABLES

DEVIATIONS FROM STANDARD:

REV	DATE	BY	DESCRIPTION
9	4/23/2015	DPG	ORIGINAL VERSION

NOTES:

SHEET 4 OF 4

PROJECT NAME: HARVARD JHS
 DEALER: LOWERY MCDONNELL
 REP: RICHARD SILVERMAN

DATE: APRIL 23, 2015 DRAWN BY: DPG SCALE:

mediatechnologies

I:\Pending Orders\Lowery McDonnell\Harvard JHS\2015-4-13 rev0\Harvard JHS rev0.dwg, 4/24/2015 12:47:37 PM, DWG To PDF.pc3